

RELIABLE OPTIMAL USE OF MATERIALS FOR WIND TURBINE ROTOR BLADES



OPTIMAT BLADES

(ENK6-CT-2001-00552)

Test program for basic material (UD plate) characterization

TASK GROUP 2: Investigation of blade material behavior
under complex stress states

Theodore P. Philippidis, April 2002
University of Patras, Dept. of Mechanical Engineering & Aeronautics

Basic Material (UD plate) Characterization
for Plane Stress Analysis using Shell FEM

BT1

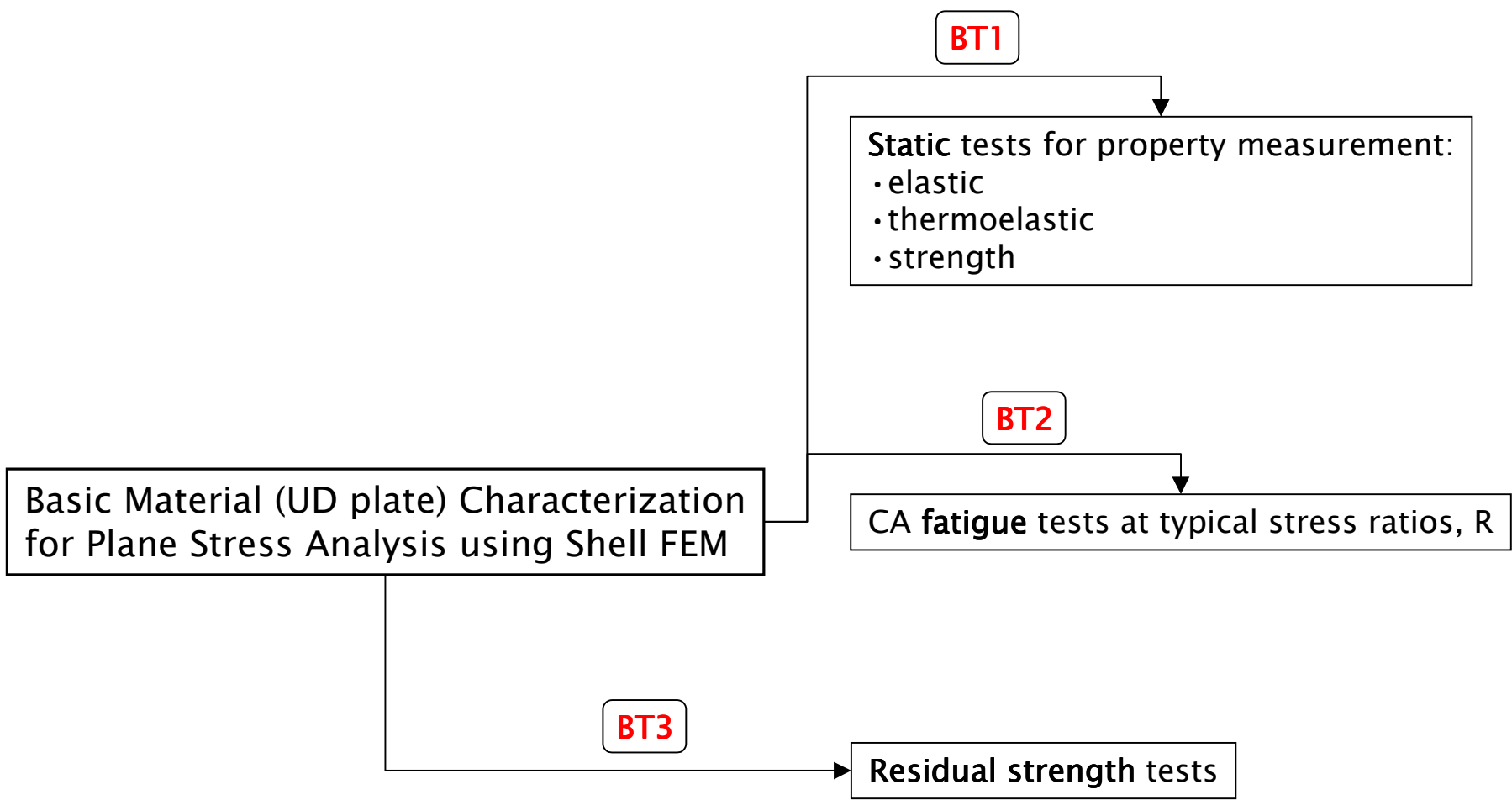
Static tests for property measurement:
• elastic
• thermoelastic
• strength

BT2

CA fatigue tests at typical stress ratios, R

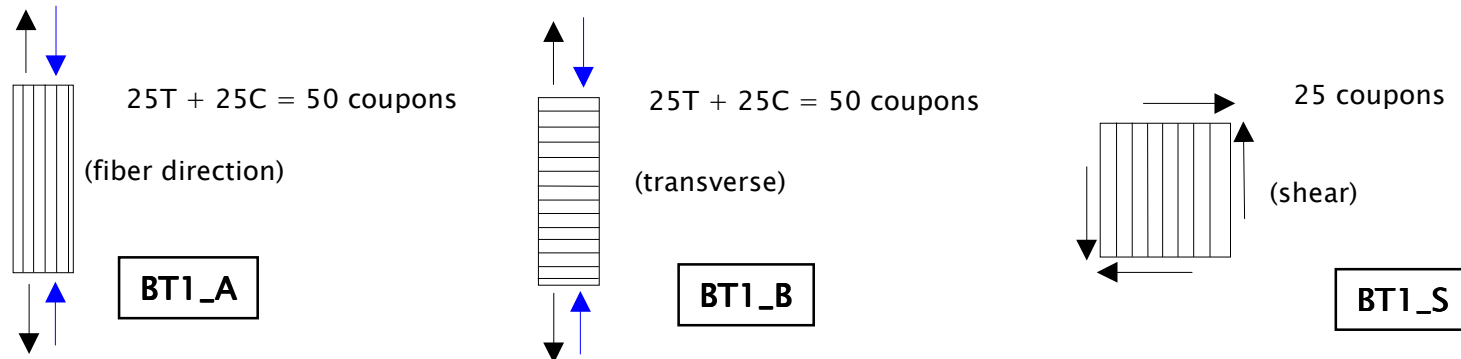
BT3

Residual strength tests



BT1. Static tests for basic material (UD plate) characterization

Measurement of elastic engineering constants $\{E_1, E_2, G_{12}, \nu_{12}\}$, TEC $\{\alpha_1, \alpha_2\}$, strength $\{X, X', Y, Y', S\}$



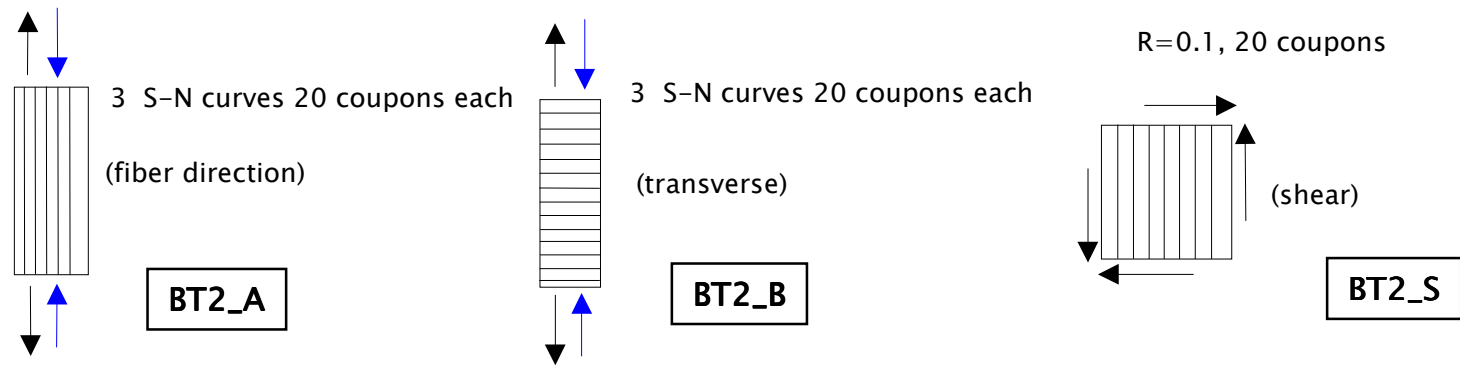
Thermal Expansion Coefficients (TEC): 15 specimens per direction using TMA = 30 specimens

For an orthotropic material, complete, in-plane, characterization:
125 coupons + 30 TEC specimens = **155 experiments in 2 months**

(Total test time corresponds to one testing machine and one TMA device by assuming that 5 static tests/day and 5 TEC tests/day can be performed)

BT2. CA fatigue tests for basic material (UD plate) characterization

CA cyclic tests at $R=0.1$, $R=-1$, $R=10$ in the fiber direction, transversely to it and in shear

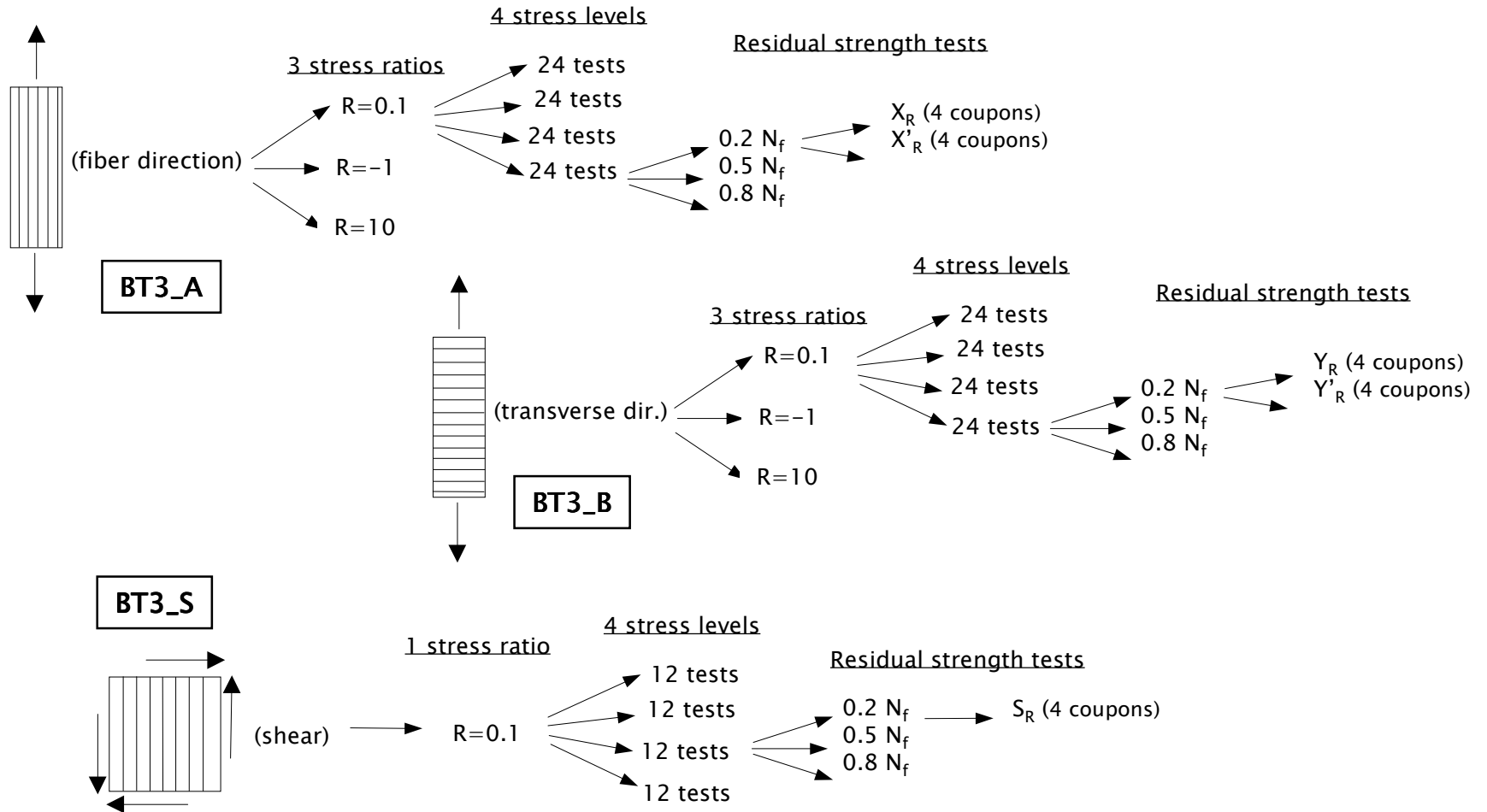


1 month per curve @ 5 Hz

**For an orthotropic material, complete, in-plane, characterization:
7 S-N curves = 140 experiments in 7 months**

(Derivation of testing time, i.e. 1 month/S-N curve is done as shown in S-N.xls)

BT3. Residual strength tests for basic material (UD plate) characterization



For an orthotropic material, complete, in-plane, characterization:
624 experiments in 18 months (See file [res_strength.doc](#))